



rompetrol

KazMunayGas
Group
Member

ROMPETROL RAFINARE S.A.
Bulevardul Navodari, nr. 215,
Pavilion Administrativ,
Navodari, Judetul Constanta,
ROMANIA

phone: + (40) 241 50 60 00
+ (40) 241 50 61 50
fax: + (40) 241 50 69 30
office.rafinare@rompetrol.com
www.rompetrol-rafinare.ro
www.rompetrol.com

2019 Plan for Production activity Rompetrol Refinery

Petromidia Refinery

The main assumptions for production plan and sales plan 2019

Production Plan for PEM – 2019

TOTAL THROUGHPUT: 6,025,578 mt out of which: 5,292,483 mt crude oil, 8,000 mt fuel oil from Vega and 725,095 mt other feedstock out of which 350,000 mt Straight Run Gasoil in Hidrotreaters.

1. Feedstock

The types of crude oil planned to be processed in 2019 (mt/year):

- REBCO: 3,048,967
- KIRKUK: 745,997
- SIBERIAN LIGHT Crude Oil: 1,275,518
- CPC Crude Oil: 222,000
- Fuel Oil from Vega: 8,000

Crude unit throughput: 5,300,483 mt/year (14,931 mt/day for 355 processing days).

Density and Sulphur (average value) for Crude unit throughput resulted after PIMS simulation: 0.868 g/cm³, 1.44 % wt sulphur content.

2. Commercial Assumptions

2.1 Prices

2.1.1 Crude oil price (Brent Dtd – 70 \$/bbl and Ural RCMB – 69 \$/bbl)

2.1.2 Products (cracks to Brent: Prem Unl 10 ppm FOB Med – 166.9 \$/mt and ULSD 10 ppm FOB Med – 117.5 \$/mt).

2.1.3 2019 Utilities costs are estimated to be 11.58 \$/mt, meaning 69.8 mil \$.

2.2 Structure of products



Product	domestic	export	Total
	mt/year	mt/year	mt/year
Auto Gasoline	345,587	1,037,195	1,382,781
Jet+Auto Diesel	1,978,427	1,118,360	3,096,786
Fuel oil	156,349	-	156,349
Propylene	152,374	-	152,374
Coke	215,154	79,000	294,154
Sulphur	-	57,648	57,648
Other products	607,040	133,022	740,062

2.2.1 Auto fuels for domestic market (mt/year) – total 2,324,013

2.2.2 Auto fuels for export (mt/year)- total 2,155,555

2.2.3 Products to be delivered to Vega refinery (mt/year)

- products to Vega:
 - 193,210 Raffinate
 - 67,262 C5-C6 cut
 - 8,090 Hydrotreated kerosene
 - 1,430 Slurry
 - 135,980 Fuel oil

2.2.4 Others:

- Jet A1- 249,910 mt/year (for domestic market)

2019 White Products yield is 86.05 % wt.

Note: Regarding: raffinate, C5-C6 cut, hydrotreated kerosene, slurry and fuel oil, these products will be transferred to Vega Refinery to be processed in order to obtain valuable products.

Auto fuels are sold on domestic market to Rompetrol Downstream (Gasoline Europlus 10 ppm, Gasoline Efix 95, Gasoline Efix S 98, Gasoline RON 98, Diesel Euro 5, Efix Diesel, Efix S 55 Diesel, 55 Diesel).

The other products are sold on domestic market through: Rompetrol Gas, Rompetrol Downstream, Air BP Sales, OMV-Petrom, Heidelbergcement, Electrocarbon, Lafarge, Elsid, Holcim, Mol Romania.

On the export market the products are sold to: KMG Trading (Grecia, Georgia, Bulgaria, Turcia, Lebanon, Serbia), Rompetrol Moldova, Rompetrol Georgia, Rompetrol Bulgaria, and others.

Auto fuels are sold 51,9 % on domestic market and 48,1 % on export market.

3. Unfinished products

The production plan was done without consumption/accumulation of unfinished products.

4. Products Specifications / Technical Assumptions



rompetrol

KazMunayGas
Group
Member

ROMPETROL RAFINARE S.A.
Bulevardul Navodari, nr. 215.
Pavilion Administrativ,
Navodari, Judetul Constanta,
ROMANIA

phone: + (40) 241 50 60 00
+ (40) 241 50 61 50
fax: + (40) 241 50 69 30
office.rafinare@rompetrol.com
www.rompetrol-rafinare.ro
www.rompetrol.com

Gasoline production for domestic market contents min. 8.0% v/v Bio-ethanol according with internal reglementation.

Diesel production for domestic market contents min. 6.5% v/v Bio-Diesel and Arctic Diesel production for domestic market with Biocomponent during winter time according to the new regulation, to add for full year biodiesel.

During April the 122 Diesel HT Unit will be shutdown for 10 days in order to be replaced the catalyst.

During 22nd of October 2019 and 31st of October the Refinery will be in total shut down for 10 days. In this period, will be performed Delayed Coker heater decoking.

5. Operational Results

- Gross Refinery P/L: 420,5689 mil\$
- Gross Refinery Margin P/L: 69.82 \$/mt

The table below shows a summary of 2019 PEM-production plan:

	tons/year
Total Feedstock	6,025,578
Crude oil	5,300,483
Other raw materials	725,095
Finished Products	5,880,155
Gasoline	1,575,991
Jet	300,000
Diesel	2,798,216
Fuel oil	161,564
Gases	249,187
Propylene	152,374
LPG	291,020
Petroleum coke	294,154
Sulphur	57,648
Total Loss	145,423

Operational Director
Doszmuratov Kuanysh

Refinery Manager
Nicolae Nițu

PPO BU Refining Director
Raluca Lainer

PETROMIDIA REFINERY PRODUCTION BUDGET_2019	Brent Dtd	\$ 78.00	7.567	\$ 529.89
		bbbl	CF	mt
	Ural	\$ 69.00	7.310	\$ 504.38
	Crude Unit		14,931	to/day
	Total		16,973	
No. of Days:		355		
	Yield %	Quantity mt	Price USD/mt	Value (,000\$)
TOTAL FEEDSTOCK :	100	6,025,578	\$ 525.81	\$ 3,168,281
CRUDE OIL/UNIT	87.97	5,300,483	\$ 506.38	\$ 2,684,079
Sour	62.98	3,794,964	\$ 497.38	\$ 1,887,533
REBCO	50.60	3,048,967	\$ 501.04	\$ 1,527,664
Kirkuk	12.38	745,997	\$ 482.40	\$ 359,869
Sweet	24.85	1,497,518	\$ 529.23	\$ 792,531
Siberian Light Crude Oil	21.17	1,275,518	\$ 525.85	\$ 670,728
CPC Crude Oil	3.68	222,000	\$ 548.66	\$ 121,803
Alternative feedstock	0.13	8,000	\$ 501.93	\$ 4,015
Fuel Oil from Vega for Crude Unit	0.13	8,000	\$ 501.93	\$ 4,015
Gasoil for Crude Unit	0.00	0	\$ -	\$ -
OTHER FEEDSTOCK :	12.03	725,096	\$ 667.78	\$ 484,202
Naphtha	0.58	35,000	\$ 547.20	\$ 19,152
Imported Naphtha for blending	0.00	0	\$ -	\$ -
Light Naphtha type II	0.58	35,000	\$ 547.20	\$ 19,152
Bioethanol feedstock	0.64	38,701	\$ 758.90	\$ 29,370
ETBE	0.01	874	\$ 1,109.70	\$ 970
ETBE Feedstock	0.01	874	\$ 1,109.70	\$ 970
Gasoline Components	0.48	28,800	\$ 802.41	\$ 23,110
Reformate	0.24	14,400	\$ 754.99	\$ 10,872
Alkylate	0.24	14,400	\$ 849.84	\$ 12,238
Methanol	0.32	19,222	\$ 265.37	\$ 5,101
Methanol	0.32	19,222	\$ 265.37	\$ 5,101
MTBE	0.80	48,396	\$ 898.04	\$ 43,461
MTBE Feedstock	0.80	48,396	\$ 898.04	\$ 43,461
Chemical grade gas	0.53	31,646	\$ 285.59	\$ 8,405
KERO FUEL FOR NON-INDUSTRIAL USE TYPE	0.02	1,400	\$ 602.36	\$ 843
Pyrolysis Propane	0.50	30,246	\$ 250.00	\$ 7,562
SRGO in Diesel Htr	5.81	350,000	\$ 619.32	\$ 216,761
Biodiesel	1.91	114,980	\$ 1,009.16	\$ 116,034
Biodiesel Feedstock	1.91	114,980	\$ 1,009	\$ 116,034
Imported Methane	0.95	57,455	\$ 378.91	\$ 21,770
Imported Methane	0.95	57,455	\$ 379	\$ 21,770
Other	0.00	23.04	\$ 3,010.09	\$ 69,362
Dyeguard Green	0.00	0.414	9,836	4,072
Dyeguard Blue	0.00	2.868	3,911	11,216
KEROPUR DP 5205	0.00	10.282	3,022	31,069
Keropur 3576	0.00	9.479	2,427	23,005
FINISHED PRODUCTS:	97.59	5,880,155	\$ 610.35	\$ 3,588,971
GASOLINE	26.16	1,575,991	\$ 674.52	\$ 1,063,032
Natural gasoline	2.23	134,340	\$ 676.88	\$ 90,932
Natural Gasoline RON 92	2.23	134,340	\$ 676.88	\$ 90,932
Unleaded Gasoline	20.72	1,248,441	\$ 704.91	\$ 880,044
EFIX Gasoline 95	0.40	24,252	\$ 743.2	\$ 18,025
export	0.00	0	\$ 739.2	\$ -
intern	0.40	24,252	\$ 743.2	\$ 18,025
EuroPlus Unleaded Gasoline Euro 5	13.17	793,358	\$ 691.5	\$ 548,635
export	13.17	793,358	\$ 691.54	\$ 548,635
intern	0.00	0	\$ -	\$ -
EuroPlus Gasoline BIO	6.82	411,153	\$ 725.6	\$ 298,340
export	1.69	102,099	\$ 706.0	\$ 72,083
intern	5.13	309,053	\$ 732.1	\$ 226,257
Gasoline RON 98 (with bio component)	0.21	12,800	\$ 782.2	\$ 10,012
export	0.04	2,597	\$ 712.0	\$ 1,849
intern	0.17	10,203	\$ 800.0	\$ 8,162
Gasoline Efix S 98 (with bio component)	0.03	2,078	\$ 804.0	\$ 1,671
export	0.00	0	\$ 800.0	\$ -
intern	0.03	2,078	\$ 804.0	\$ 1,671
Gasoline Euro Standard	0.00	0	\$ 694.1	\$ -
Benzina Euro Super 98	0.08	4,800	\$ 700.3	\$ 3,361
Gasoline for chemical use	3.21	193,210	\$ 476.46	\$ 92,056
Raffinate - for Vega	3.21	193,210	\$ 476.46	\$ 92,056
JET FUEL	4.98	300,000	\$ 727.09	\$ 218,126
Aviation Turbine Fuel Jet A1	4.98	300,000	\$ 727.09	\$ 218,126
export	0.70	42,000	\$ 736.08	\$ 30,915
intern	4.15	249,910	\$ 727.03	\$ 181,693
intern- for VGA	0.13	8,090	\$ 682.06	\$ 5,518
DIESEL FUEL	46.44	2,798,216	\$ 689.03	\$ 1,928,067
Diesel Fuel	46.42	2,796,786	\$ 689.23	\$ 1,927,623
Diesel Euro 5	18.68	1,125,360	\$ 655.33	\$ 737,477
export	16.77	1,010,360	\$ 653.01	\$ 659,773
intern	1.91	115,000	\$ 675.68	\$ 77,703
EURO 5 DIESEL (SUPER DIESEL EURO 5)	25.80	1,554,574	\$ 710.26	\$ 1,104,146
export	1.10	65,999	\$ 663.31	\$ 43,778
intern	24.70	1,488,575	\$ 712.34	\$ 1,060,368
51 EFIX DIESEL	1.07	64,368	\$ 722.96	\$ 46,535
export	0.00	0	\$ 690.26	\$ -
intern	1.07	64,368	\$ 722.96	\$ 46,535
55 DIESEL	0.72	43,410	\$ 755.36	\$ 32,790
export	0.00	0	\$ -	\$ -
intern	0.72	43,410	\$ 755.36	\$ 32,790

55 EFIX S DIESEL	0.15	9,073	\$ 735.66	\$ 6,675
export	0.00	0	\$ 694.66	\$ -
intern	0.15	9,073	\$ 735.66	\$ 6,675
Slurry	0.02	1,430	\$ 310.60	\$ 444
Slurry	0.02	1,430	\$ 310.60	\$ 444
FUEL OIL	2.68	161,564	\$ 315.80	\$ 51,021
Fuel Oil	2.68	161,564	\$ 315.80	\$ 51,021
Heavy Fuel Oil-vega - Type I	2.26	135,980	\$ 302.67	\$ 41,156
FCC residues -exp.	0.34	20,369	\$ 401.31	\$ 8,174
Fuel Oil-UTM+export	0.09	5,215	\$ 297.67	\$ 1,691
GASES	4.14	249,187	\$ 334.10	\$ 83,254
Chemical grade gas	1.12	67,322	\$ 471.24	\$ 31,725
Propane fuel	0.00	60	\$ 375.08	\$ 23
export	0.00	0	\$ -	\$ -
intern	0.00	60	\$ 375.08	\$ 23
C5-C6 Cut	1.12	67,262	\$ 471.33	\$ 31,702
Fuel gas	3.02	181,865	\$ 283.34	\$ 51,529
Fuel gas	3.02	181,865	\$ 283.34	\$ 51,529
PROPYLENE	2.53	152,374	\$ 671.91	\$ 102,382
Propylene	2.53	152,374	\$ 671.91	\$ 102,382
Propylene	2.53	152,374	\$ 671.91	\$ 102,382
LIQUIFIED PETROLEUM GAS	4.83	291,020	\$ 362.10	\$ 105,378
Liquified petroleum gas	4.20	253,070	\$ 367.17	\$ 92,921
Liquified petroleum gas	3.04	182,967	\$ 351.10	\$ 64,240
export	1.58	95,072	\$ 338.93	\$ 32,223
intern	1.46	87,895	\$ 364.27	\$ 32,017
Bottled LPG for Domestic Use	0.00	-	\$ -	\$ -
Automotive LPG	1.16	70,103	\$ 409.12	\$ 28,681
Propane-butane Commercial	0.63	37,950	\$ 328.26	\$ 12,457
export - vesels	0.00	0	\$ -	\$ -
export - NA	0.00	0	\$ 294.76	\$ -
export -others	0.63	37,950	\$ 328.26	\$ 12,457
PETROLEUM COKE	4.88	294,154	\$ 114.48	\$ 33,675
Petroleum Coke	4.88	294,154	\$ 114.48	\$ 33,675
Sorted petroleum for domestic use	0.35	20,850	\$ 147.00	\$ 3,065
Green petroleum coke type 4	4.54	273,304	\$ 112.00	\$ 30,610
export	1.31	79,000	\$ 112.00	\$ 8,848
intern	3.22	194,304	\$ 112.00	\$ 21,762
SULPHUR	0.96	57,648	\$ 70.00	\$ 4,035
Petroleum Sulphur	0.96	57,648	\$ 70.00	\$ 4,035
Petroleum Sulphur	0.96	57,648	\$ 70.00	\$ 4,035
export	0.96	57,648	\$ 70.00	\$ 4,035
intern	0.00	0	\$ -	\$ -
TOTAL UNFINISHED PRODUCTS:	0.00	0	\$ -	\$ -
UNFINISHED PRODUCTS	0.00	0	\$ -	\$ -
Unfinished Type I (90%)	0.00	0	\$ -	\$ -
Unfinished Type II (75%)	0.00	0	\$ -	\$ -
Unfinished Type III (60%)	0.00	0	\$ -	\$ -
Benzene Concentrate	0.00	0	\$ -	\$ -
Other Semifinished Products	0.00	0	\$ -	\$ -
Vacuum Residue	0.00	0	\$ -	\$ -
TOTAL LOSS	2.41	145,423		
LOSS	2.41	145,423		
Loss	2.41	145,423		
Coke/Catalyst	1.13	68,179		
Hydrogen purge gas	0.48	28,986		
Technological Loss	0.80	48,258		
GROSS REFINERY P/L				\$ 420,689
GROSS REFINERY MARGIN				\$ 69.82
GROSS REFINERY P/L,excluding fuel gas				\$ 369,160
GROSS REFINERY MARGIN				\$ 61.27
Gasoline & Diesel		4,179,568		
Export		2,113,555		
Intern		2,066,013		

Gasoline Intern	345,587
Diesel Intern with biocomponent	1,605,427
Diesel Intern without biocomponent	115,000

white products, %

86.05

THE BOARD OF DIRECTORS:

Chairman
Saduokhas Merallyev

Member and General Manager
Yedil Utekov

Member
Alexey Golovin

Member
Nicolae Bogdan Codruț Stănescu

Member
Mihai-Liviu Mihalache

Financial Manager
Mircea Ștefan Stănescu

PPO BU Refining Director
Raluca Lainer

Refinery Manager
Nicolae Nițu

**rompetrol**KazMunayGas
Group
MemberROMPETROL RAFINARE S.A.
Bulevardul Navodari, nr. 215.
Pavilion Administrativ,
Navodari, Judetul Constanta,
ROMANIAphone + (40) 241 50 60 00
+ (40) 241 50 61 50
fax: + (40) 241 50 69 30
office.rafinare@rompetrol.com
www.rompetrol-rafinare.ro
www.rompetrol.com

Production Plan 2019

Rompetrol Rafinare

Vega Refinery

The main assumptions for production plan and sales plan 2019

1. Feedstock

Vega refinery will process raw material from Petromidia Refinery. The total feedstock for 2019 will be **406,043** tonnes in the following structure:

- o C5-C6 cut – 67,262 tonnes
- o raffinate – 193,210 tonnes
- o hydrotreated kerosene – 8,090 tonnes
- o slurry – 1,430 tonnes
- o fuel oil – 135,980 tonnes
- o polymer for bitumen – 55 tonnes
- o dyeguard blue – 16 tonnes

2. Structure of products

FINITE PRODUCTS	domestic	export	TOTAL
	mt/year	mt/year	mt/year
Ecological solvents	600	46,666	47,266
n-Hexane	3,777	81,238	85,015
Naphtha gasoline	35,000	90,519	125,519
White spirit	3,879	1,593	5,472
Heating oils	8,235	-	8,235
Fuel oil	21,628	6,000	27,628
Bitumen	94,034	9,000	103,034
TOTAL	167,153	235,016	402,169

Vega refinery is the only east European producer of N-hexane, used in polypropylene production and extraction of vegetable oils in food industry.

Vega refinery is also the only romanian producer of Ecological Solvents – Rompetrol SE, products with lower sulphur and aromatics content and lower toxicity level.



Total volume of petroleum products estimated to be delivered in 2019 is 407,169 tonnes, out of which:

- 42.28% domestic market;
- 57.72% export market.

On the export market the products are sold in India, Turkey, Ukraine, Moldova, Serbia, Hungary, Uzbekistan, Hungary, Germany, Italy, Bulgaria, Poland, Slovakia and Austria.

3. Products Specifications

The finished products for Vega Refinery are produced according to Quality Specific Standards that are in use at the moment and comply with the internal and international standards for these products.

The table below shows a summary of 2019 VEGA-production plan:

Raw materials	406,043
Crude oil	-
Other feedstock	406,043
Finite products	402,169
Ecological solvents	47,266
n-Hexane	85,015
Naphtha gasoline	125,519
White spirit	5,472
Gasoil	4,015
Light liquid fuel	4,220
Fuel oil	27,628
Bitumen	103,034
Consumption	3,874

4. Operational results

- Gross Refinery P/L: 41,572 k\$
- Gross Refinery Margin P/L: 102.4 \$/mt

Operational Director
Doszmuratov Kuanysb

Refinery Manager
Cristea Razvan Viorel

PPO BU Refining Director
Raluca Lainor

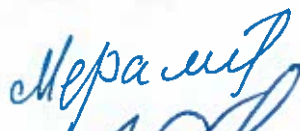
VEGA REFINERY				
Plan January-December 2019				
		feedstock	1,112	to/day
TOTAL 2019				
No.of days	365	Total 19		
	Efficiency %	Qty (,000 mt)	Price USD/mt	Value (,000 USD)
RAW MATERIALS:	100.00	406.043	421.54	\$ 171,161.954
CRUDE OIL	0.00	0.000		0.00
Crude Oil type B Rest	0.00	0.000	-	0.00
Crude Oil type C Rest	0.00	0.000	-	0.00
OTHER RAW MATERIALS :	100.00	406.043	421.54	\$ 171,161.95
Gasoline	64.15	280.472	475.13	\$ 123,758.458
C5-C6 Cut	16.57	67.262	471.33	\$ 31,702.414
Naphtha gasoline				
Raffinate type IV	47.58	193.210	476.46	\$ 92,056.045
Petroleum	1.99	8.090	691.67	\$ 5,595.649
JET MIDIA	1.99	8.090	691.67	\$ 5,595.649
Used oil				
Gas oil	0.35	1.430	301.37	\$ 430.964
Slurry	0.35	1.430	301.37	\$ 430.964
Fuel Oil	33.49	135.996	303.10	\$ 41,220.701
Dyeguard Blue	0.00	0.016	4,027.58	\$ 64.246
Fuel Oil -Midia	33.49	135.980	302.67	\$ 41,156.455
Polimer SBS	0.01	0.055	2,850.05	\$ 156.183
Other raw materials	0.00	0.000	-	\$ -
FINITE PRODUCTS :	99.05	402.169	528.96	212,733.501
GASOLINE :	63.49	257.801	573.82	\$ 147,930.26
Romp petrol SE	11.64	47.266	562.20	\$ 26,573.40
Romp petrol SE 30/60	11.20	45.466	558.14	\$ 25,376.80
export	11.20	45.466	558.14	\$ 25,376.80
intern	0.00	0.000	-	\$ -
Romp petrol SE 65/80	0.22	0.900	664.78	\$ 598.30
export	0.15	0.600	631.45	\$ 378.87
intern	0.07	0.300	731.45	\$ 219.43
Romp petrol SE 75/115	0.22	0.900	664.78	\$ 598.30
export	0.15	0.600	631.45	\$ 378.87
intern	0.07	0.300	731.45	\$ 219.43
Naphtha gasoline	30.91	125.519	511.37	\$ 64,186.86
Light Naphtha type II - export	22.00	89.319	516.88	\$ 46,167.33
Benzina Naphtha - transfer Midia	8.62	35.000	496.45	\$ 17,375.80
Naphtha gasoline- export	0.30	1.200	536.45	\$ 643.73
n-Hexan	20.94	85.015	672.47	\$ 57,170.00
export	20.01	81.238	671.28	\$ 54,533.27
intern	0.07	0.300	781.45	\$ 234.43
Petrochemicals	0.86	3.477	691.00	\$ 2,402.30
WHITE SPIRIT	0.89	3.633	866.67	\$ 3,148.82
Refined white spirit	0.89	3.633	866.67	\$ 3,148.82
export	0.39	1.593	866.88	\$ 1,381.13
intern	0.50	2.040	866.51	\$ 1,767.69
White spirit	0.00	0.000	-	\$ -
export	0.00	0.000	-	\$ -
intern	0.00	0.000	-	\$ -
PETROLEUM	0.45	1.839	701.30	\$ 1,289.87
Liquid fuel for non-industrial use type P-tra	0.34	1.400	688.22	\$ 963.51
Liquid fuel for non-industrial use type P-int	0.11	0.439	742.99	\$ 326.36
GASOIL	0.99	4.015	706.34	\$ 2,835.94
Romp petrol Calor Extra 1	0.99	4.015	706.34	\$ 2,835.94
export				

intern	0.99	4.015	706.34	\$	2,835.94
LIGHT LIQUID FUEL	1.04	4.220	652.13	\$	2,752.00
Light liquid fuel type 3	0.25	1.000	697.24	\$	697.24
export					
intern	0.25	1.000	697.24	\$	697.24
Romp petrol Calor Economic 3	0.79	3.220	638.12	\$	2,054.76
FUEL OIL	6.80	27.628	453.75	\$	12,536.11
Fuel Oil	6.80	27.628	453.75	\$	12,536.11
Fuel Oil 40-45 intern	3.36	13.628	464.69	\$	6,332.61
Fuel Oil 40-45 PEM	1.97	8.000	450.55	\$	3,604.42
Fuel Oil 40-45 -export	1.48	6.000	433.18	\$	2,599.08
BITUMEN	25.38	103.034	409.97	\$	42,240.50
Road Bitumen	25.13	102.034	408.61	\$	41,691.46
Bitumen type D 50/70 export	2.22	9.000	382.11	\$	3,438.97
Bitumen type D 50/70	18.92	76.834	411.33	\$	31,603.90
Bitumen type D 70/100	2.51	10.200	411.44	\$	4,196.71
Bitumen type D 100/120	0.00	0.0	-	\$	-
Bitumen type D 160/220	1.48	6.000	408.65	\$	2,451.88
Modified Bitumen	0.25	1.000	549.05	\$	549.05
'Road bitumen type EUROBITUM	0.25	1.000	549.05	\$	549.05
'Road bitumen type EUROBITUM	0.00	0.000	-	\$	-
UNFINISHED PRODUCTS	0.00	0.000			0.00
TOTAL CONSUMPTION :	0.95	3.873			0.00
CONSUMPTION	0.95	3.873			0.00
Consumption	0.95	3.873			0.00
Technological consumption	0.95	3.873	-		0.00
Fuel oil for combustion	0.00	0.000	-		0.00
GROSS REFINERY P/L					41,571.5
GROSS REFINERY MARGIN					102.4

THE BOARD OF DIRECTORS:

Chairman

Saduokhas Meraliyev




Financial Manager

Mircea Ștefan Stănescu



Member and General Manager

Yedil Utekov



PPO BU Refining Director

Raluca Lainer



Member

Alexey Golovin



Refinery Manager

Cristea Razvan Viorel



Member

Nicolae Bogdan Codruș Stănescu



Member

Mihai-Liviu Mihalache





rompetrol

KazMunayGas
Group
Member

ROMPETROL RAFINARE S.A.
Bulevardul Navodari, nr. 215.
Pavilion Administrativ.
Navodari, Judetul Constanta.
ROMANIA

phone: + (40) 241 50 60 00
+ (40) 241 50 61 50
fax: + (40) 241 50 69 30
office.rafinare@rompetrol.com
www.rompetrol-rafinare.ro
www.rompetrol.com

2019 Plan for Production activity Rompetrol Refinery

PETROCHEMICALS AREA

The main assumptions for production plan and sales plan 2019

Production Plan for PETROCHEMICALS AREA – 2019

POLYMERS PRODUCTION: 182,638 mt, out of which:

- PP : 92,040 mt,
- LDPE : 57,193 mt,
- HDPE : 33,404 mt

PROPYLENE TYPE P PRODUCTION: 27,254 mt

Feedstock

Raw materials planned to be processed in 2019 (mt/year):

- Propane-propylene mixture : 152,362 mt from FCC
- Ethylene : 93,077 mt

1. Commercial Assumptions

2.1 Prices

2.1.1 Raw materials prices:

- Propane-propylene mixture 718 \$/mt;
- Ethylene 1,127 \$/mt

2.1.2 Products

- PP 1,343 \$/mt (crack 625 \$/mt)
- LDPE 1,404 \$/mt (crack 280 \$/mt)
- HDPE 1,447 \$/mt (crack 314 \$/mt)
- Propylene type P 966 \$/mt

2.1.3 Utilities costs are estimated to be 194.2 \$/ product mt, meaning 35.467 mil \$.

2.2 Sales (mt/year)



rompetrol

KazMunayGas
Group
Member

ROMPETROL RAFINARE S.A.
Bulevardul Navodari, nr. 215,
Pavilion Administrativ,
Navodari, Judetul Constanta,
ROMANIA

phone: + (40) 241 50 60 00
+ (40) 241 50 61 50
fax: + (40) 241 50 69 30
office.rafinare@rompetrol.com
www.rompetrol-rafinare.ro
www.rompetrol.com

The table below shows a summary of 2019 PETROCHEMICAL AREA-production plan:

Polymers Sale	tone/year				
	182,638	Domestic		Export	
PP	92,040	41,418	45%	50,622	55%
LDPE	57,193	25,737	45%	31,456	55%
HDPE	33,404	3,340	10%	30,064	90%
Propylene type P sale	26,400	26,400	100%		

tone/year	
Total Feedstock	245,439
Propane-propylene mixture	152,362
Ethylene	93,077
Polymers production	182,638
PP	92,040
LDPE	57,193
HDPE	33,404
Propylene type P production	27,254

Petrochemical Area Manager

Traian Stanica

PPO BU Refining Director

Raluca Lainer

PETROCHEMICALS AREA

Production Budget_2019

tons/year

Total Feedstock	245,439
Propane-propylene mixture	152,362
Ethylene	93,077
Polymers production	182,638
PP	92,040
LDPE	57,193
HDPE	33,404
Propylene type P production	27,254

tone/year

Polymers Sale	182,638	Domestic		Export	
PP	92,040	41,418	45%	50,622	55%
LDPE	57,193	25,737	45%	31,456	55%
HDPE	33,404	3,340	10%	30,064	90%
Propylene type P sale	26,400	26,400	100%		

THE BOARD OF DIRECTORS:

Chairman
Sadukhas Merallyev



Member and General Manager
Yedli Utekov



Interim Member
Alexey Golovin


Financial Manager
Mircea Ștefan Stănescu



Member
Nicolae Bogdan Codruș Stănescu



PPO BU Refining Director
Raluca Laineș



Member
Mihal-Liviu Mihalache



Petrochemicals Area Manager
Traian Stănică

