



rompetrol

KazMunayGas
Group
Member

ROMPETROL RAFINARE S.A.
Bulevardul Navodari, nr. 215,
Pavilion Administrativ,
Navodari, Judetul Constanta,
ROMANIA

phone: + (40) 241 50 60 00
+ (40) 241 50 61 50
fax: + (40) 241 50 69 30
office rafinare@rompetrol.com
www.rompetrol-rafinare.ro
www.rompetrol.com

2020 Plan for Production activity Rompetrol Refinery

Petromidia Refinery

The main assumptions for production plan and sales plan 2020

Production Plan for PEM – 2020

TOTAL THROUGHPUT: 5,494,102 mt out of which: 4,769,465 mt crude oil, 724,637 mt other feedstock out of which 80,000 mt Straight Run Gasoil in Crude Unit and 295,000 mt Straight Run Gasoil in Hydrotreaters.

1. Feedstock

The types of crude oil planned to be processed in 2020 (mt/year):

- REBCO: 3,125,639
- KIRKUK: 35,500
- SIBERIAN LIGHT Crude Oil: 1,292,126
- CPC Crude Oil: 316,200
- Straight Run Gasoil: 80,000

Crude unit throughput: 4,849,465 mt/year (15,395 mt/day for 315 processing days).

Density and Sulphur (average value) for Crude unit throughput resulted after PIMS simulation: 0.863 g/cm³, 1.17 % wt sulphur content.

2. Commercial Assumptions

2.1 Prices

2.1.1 Crude oil price (Brent Dtd – 60 \$/bbl and Ural RCMB – 59.6 \$/bbl)

2.1.2 Products (cracks to Brent: Prem Unl 10 ppm FOB Med – 117.6 \$/mt and ULSD 10 ppm FOB Med – 113.1 \$/mt).

2.1.3 2020 Utilities costs are estimated to be 9.88 \$/mt, meaning 53.6 mil \$.

2.2 Structure of products

Product	domestic	export	total
	mt/year	mt/year	mt/year
Auto Gasoline	334,453	842,174	1,176,628
Jet	283,372	57,836	341,209
Auto Diesel	1,919,779	693,188	2,612,967
Fuel oil	158,245	-	158,245
Propylene	127,298	-	127,298
Coke	147,061	75,951	223,013
Sulphur	-	47,126	47,126
Other products	623,225	68,526	691,751



rompetrol

KazMunayGas
Group
Member

ROMPETROL RAFINARE S.A.
Bulevardul Navodari, nr. 215,
Pavilion Administrativ,
Navodari, Judetul Constanta,
ROMANIA

phone: + (40) 241 50 60 00
+ (40) 241 50 61 50
fax: + (40) 241 50 69 30
office.rafinare@rompetrol.com
www.rompetrol-rafinare.ro
www.rompetrol.com

2.2.1 Auto fuels for domestic market (mt/year) – total 2,537,604

2.2.2 Auto fuels for export (mt/year)- total 1,593,198

2.2.3 Products to be delivered to Vega refinery (399,944 mt/year) from which:

- 186,713 Raffinate
- 57,895 C5-C6 cut
- 6,566 Hydrotreated kerosene
- 1,070 Slurry
- 147,700 Fuel oil

2.2.4 Others:

- Jet A1- 276,806 mt/year (for domestic market)

2020 White Products yield is 86.49 % wt.

Note: Regarding: raffinate, C5-C6 cut, hydrotreated kerosene, slurry and fuel oil, these products will be transferred to Vega Refinery to be processed in order to obtain valuable products.

Auto fuels are sold on domestic market to Rompetrol Downstream (Gasoline Europlus 10 ppm, Gasoline Efix 95, Gasoline Efix S 98, Gasoline RON 98, Diesel Euro 5, Efix Diesel, Efix S 55 Diesel, 55 Diesel).

The other products are sold on domestic market through: Rompetrol Gas, Rompetrol Downstream, Air BP Sales, OMV-Petrom, Heidelbergcement, Lafarge, Holcim, Mol Romania, Oscar Downstream.

On the export market the products are sold to: KMG Trading (Grecia, Georgia, Bulgaria, Turcia, Lebanon, Serbia), Rompetrol Moldova, Rompetrol Georgia, Rompetrol Bulgaria, and others.

Auto fuels are sold 61.4 % on domestic market and 38.6 % on export market.

3. Unfinished products

The production plan was done with consumption/accumulation of unfinished products.

4. Products Specifications / Technical Assumptions

Gasoline production for domestic market contents min. 8.0% v/v Bio-ethanol according with internal reglementation.

Diesel production for domestic market contents min. 6.5% v/v Bio-Diesel according with internal reglementation. During Winter period will be produced Extreme Diesel 55, which is a unique product in Romania having CFPP -35 °C and 55 cetane number, the highest cetane number from Romania market.

For 51 days (during 12th of March and 2nd of May) Petromidia Refinery will be shutdown in order to perform the General Turnaround activity. During the Turnaround period are planned to be replaced all catalysts from refinery units and also to be implemented CAPEX projects in Crude Unit and Delayed Coker Unit in order to improve operational results and increase energy efficiency.

5. Operational Results

- Gross Refinery P/L: 344,494 mil\$
- Gross Refinery Margin P/L: 62.7 \$/mt



rompetrol

KazMunayGas
Group
Member

ROMPETROL RAFINARE S.A.
Bulevardul Navodari, nr. 215,
Pavilion Administrativ,
Navodari, Judetul Constanta,
ROMANIA

phone: + (40) 241 50 60 00
+ (40) 241 50 61 50
fax: + (40) 241 50 69 30
office rafinare@rompetrol.com
www.rompetrol-rafinare.ro
www.rompetrol.com

The table below shows a summary of 2020 PEM-production plan:

tons/year

Total Feedstock	5,494,102
Crude oil	4,769,465
Other raw materials	724,637
Finished Products	5,378,236
Gasoline	1,373,840
Jet	341,209
Diesel	2,614,037
Fuel oil	179,645
Gases	234,663
Propylene	127,298
LPG	237,405
Petroleum coke	223,013
Sulphur	47,126
Total Loss	125,267

Operations Director
Nicolae Nitu

Refinery Production Manager
Andrei Parvulescu

Production & Planning Optimization Director
Raluca Lainer

PETROMIDIA REFINERY PRODUCTION PLAN_2020	Brent Dtd	\$ 60.00	7.567	\$ 454.02
		bbl	CF	mt
	Ural	\$ 59.60	7.310	\$ 435.68
	Crude Unit		15,395	to/day
Total		17,442		
No. of Days:	315			
	Yield %	Quantity mt	Price USD/mt	Value (,000\$)
TOTAL FEEDSTOCK :	100	5,494,102	\$ 462.07	\$ 2,538,645
CRUDE OIL/UNIT	88.27	4,849,465	\$ 440.95	\$ 2,138,348
Sour	57.54	3,161,139	\$ 432.52	\$ 1,367,251
REBCO	56.89	3,125,639	\$ 432.71	\$ 1,352,510
Kirkuk	0.65	35,500	\$ 415.22	\$ 14,740
Sweet	29.27	1,608,326	\$ 452.10	\$ 727,130
Siberian Light Crude Oil	23.52	1,292,126	\$ 448.29	\$ 579,242
CPC Crude Oil	5.76	316,200	\$ 467.70	\$ 147,888
Alternative feedstock	1.46	80,000	\$ 549.59	\$ 43,967
Gasoil for Crude Unit	1.46	80,000	\$ 549.59	\$ 43,967
OTHER FEEDSTOCK :	11.73	644,637	\$ 620.97	\$ 400,297
Naphtha	0.86	47,049	\$ 457.51	\$ 21,525
Light Naphtha type II	0.86	47,049	\$ 457.51	\$ 21,525
Bioethanol feedstock	0.69	37,727	\$ 983.10	\$ 37,089
Gasoline Components	0.13	6,938	\$ 615.47	\$ 4,270
Refomate	0.11	6,002	\$ 617.65	\$ 3,707
Alkylate	0.02	936	\$ 601.51	\$ 563
Methanol	0.32	17,593	\$ 252.87	\$ 4,449
Methanol	0.32	17,593	\$ 252.87	\$ 4,449
MTBE	0.57	31,580	\$ 759.22	\$ 23,977
MTBE Feedstock	0.57	31,580	\$ 759.22	\$ 23,977
Chemical grade gas	0.82	44,841	\$ 371.77	\$ 16,670
Fuel Oil from Vega for DCK	0.33	18,000	\$ 348.08	\$ 6,265
KERO FUEL FOR NON-INDUSTRIAL USE TYPE P	0.03	1,576	\$ 590.36	\$ 930
Pyrolysis Propane	0.46	25,265	\$ 375.01	\$ 9,475
SRGO in Diesel Htr	5.37	295,000	\$ 555.06	\$ 163,743
Biodiesel	2.10	115,206	\$ 980.85	\$ 112,999
Biodiesel Feedstock	2.10	115,206	\$ 981	\$ 112,999
Imported Methane	0.89	48,679	\$ 318.25	\$ 15,492
Imported Methane	0.89	48,679	\$ 318	\$ 15,492
Other	0.00	24.55	\$ 3,369.28	\$ 82,727
Dyeguard Green	0.00	1,172	9,836	11,530
Dyeguard Blue	0.00	5,800	3,911	22,681
KEROPUR DP 5205	0.00	9,833	3,022	29,713
Keropur 3576	0.00	7,748	2,427	18,804
FINISHED PRODUCTS:	97.89	5,378,233	\$ 536.92	\$ 2,887,680
GASOLINE	25.01	1,373,840	\$ 546.58	\$ 750,908
Natural gasoline	1.96	107,549	\$ 540.01	\$ 58,078
Natural Gasoline RON 92	1.96	107,549	\$ 540.01	\$ 58,078
Unleaded Gasoline	19.46	1,069,079	\$ 569.39	\$ 608,718
EFIX Gasoline 95	0.34	18,706	\$ 608.6	\$ 11,385
intern	0.34	18,706	\$ 608.6	\$ 11,385
EuroPlus Unleaded Gasoline Euro 5	9.01	494,785	\$ 553.5	\$ 273,865
export	9.01	494,785	\$ 553.50	\$ 273,865
EuroPlus Gasoline BIO	7.00	384,757	\$ 592.5	\$ 227,961
export	1.50	82,524	\$ 577.1	\$ 47,621
intern	5.50	302,233	\$ 596.7	\$ 180,340
Gasoline RON 98 (with bio component)	0.23	12,587	\$ 658.4	\$ 8,287
export	0.02	900	\$ 571.6	\$ 514
intern	0.21	11,687	\$ 665.0	\$ 7,773
Gasoline Efix S 98 (with bio component)	0.05	2,817	\$ 653.8	\$ 1,842
export	0.02	990	\$ 664.9	\$ 620
intern	0.03	1,827	\$ 668.9	\$ 1,222
Gasoline Euro Standard	2.78	152,927	\$ 556.1	\$ 83,926
Benzina Euro Super 98	0.05	2,500	\$ 580.9	\$ 1,452
Gasoline for chemical use	3.59	197,213	\$ 426.51	\$ 84,112
Raffinate	0.19	10,500	\$ 427.48	\$ 4,488
export	0.19	10,500	\$ 427.48	\$ 4,488
Raffinate - for Vega	3.40	186,713	\$ 426.45	\$ 79,624
JET FUEL	6.21	341,209	\$ 628.11	\$ 214,318
Aviation Turbine Fuel Jet A1	6.21	341,209	\$ 628.11	\$ 214,318
export	1.05	57,836	\$ 628.52	\$ 36,351
intern	5.04	276,806	\$ 628.89	\$ 174,081
intern- for VGA	0.12	6,566	\$ 591.75	\$ 3,886
DIESEL FUEL	47.58	2,614,037	\$ 611.54	\$ 1,598,585
Diesel Fuel	47.56	2,612,967	\$ 611.69	\$ 1,598,318
Diesel Euro 5	16.58	911,059	\$ 577.24	\$ 525,901
export	11.20	615,220	\$ 569.81	\$ 350,557
intern	5.38	295,839	\$ 592.70	\$ 175,344
EURO 5 DIESEL (SUPER DIESEL EURO 5)	27.46	1,508,747	\$ 631.30	\$ 952,473
intern	27.46	1,508,747	\$ 631.30	\$ 952,473
MOTORINA EURO 5 (WINTER DIESEL)	1.31	71,820	\$ 571.91	\$ 41,075
export	1.31	71,820	\$ 571.91	\$ 41,075
51 EFIX DIESEL	1.02	56,113	\$ 639.38	\$ 35,877
intern	1.02	56,113	\$ 639.38	\$ 35,877
55 DIESEL	0.93	51,104	\$ 668.82	\$ 34,179
intern	0.93	51,104	\$ 668.82	\$ 34,179
55 EFIX S DIESEL	0.26	14,124	\$ 623.94	\$ 8,812
export	0.11	6,147	\$ 592.57	\$ 3,643
intern	0.15	7,977	\$ 648.13	\$ 5,170
Slurry	0.02	1,070	\$ 249.21	\$ 267
Slurry	0.02	1,070	\$ 249.21	\$ 267
FUEL OIL	3.27	179,645	\$ 256.87	\$ 46,145
Fuel Oil	3.27	179,645	\$ 256.87	\$ 46,145
Heavy Fuel Oil-vega - Type I	2.69	147,700	\$ 242.95	\$ 35,883
FCC residues -exp.	0.39	21,400	\$ 314.57	\$ 6,732
Fuel Oil-UTM+export	0.19	10,545	\$ 237.95	\$ 3,530
GASES	4.27	234,661	\$ 317.84	\$ 74,585
Chemical grade gas	1.05	57,941	\$ 421.44	\$ 24,419

PETROMIDIA REFINERY PRODUCTION PLAN_2020		Brent Dtd	\$ 60.00	7.567	\$ 454.02
		Ural	\$ 59.60	7.310	\$ 435.68
		Crude Unit	15,395	to/day	
		Total	17,442		
No. of Days:		315			
		Yield %	Quantity mt	Price USD/mt	Value (,000\$)
Propane fuel		0.00	47	\$ 316.66	\$ 15
intern		0.00	47	\$ 316.66	\$ 15
C5-C6 Cut		1.05	57,895	\$ 421.52	\$ 24,404
Fuel gas		3.22	176,720	\$ 283.87	\$ 50,166
Fuel gas		3.22	176,720	\$ 283.87	\$ 50,166
PROPYLENE		2.32	127,298	\$ 676.28	\$ 86,088
Propylene		2.32	127,298	\$ 676.28	\$ 86,088
Propylene		2.32	127,298	\$ 676.28	\$ 86,088
LIQUIFIED PETROLEUM GAS		4.32	237,405	\$ 351.94	\$ 83,553
Liquified petroleum gas		3.65	200,779	\$ 355.59	\$ 71,396
Liquified petroleum gas		2.62	143,716	\$ 357.68	\$ 51,404
intern		2.62	143,716	\$ 357.68	\$ 51,404
Automotive LPG		1.04	57,063	\$ 350.35	\$ 19,992
Propane-butane Commercial		0.67	36,627	\$ 331.93	\$ 12,157
export		0.67	36,627	\$ 331.93	\$ 12,157
PETROLEUM COKE		4.06	223,013	\$ 130.74	\$ 29,158
Petroleum Coke		4.06	223,013	\$ 130.74	\$ 29,158
SORTED PETROLEUM COKE FOR DOMESTIC USE		0.26	14,391	\$ 133.91	\$ 1,927
GREEN PETROLEUM COKE TYPE 4		3.80	208,622	\$ 130.53	\$ 27,231
export		1.38	75,951	\$ 130.53	\$ 9,914
intern		2.41	132,671	\$ 130.53	\$ 17,317
SULPHUR		0.86	47,126	\$ 92.10	\$ 4,340
Petroleum Sulphur		0.86	47,126	\$ 92.10	\$ 4,340
Petroleum Sulphur		0.86	47,126	\$ 92.10	\$ 4,340
export		0.86	47,126	\$ 92.10	\$ 4,340
TOTAL UNFINISHED PRODUCTS:		-0.17	-9,400	\$ 483.13	\$ (4,541)
UNFINISHED PRODUCTS		-0.17	-9,400	\$ 483.13	\$ (4,541)
Unfinished Type I (90%)		-0.13	-6,900	\$ 485.67	\$ (3,351)
Straight Run Gasoline		-0.04	-2,000	\$ 487.68	\$ (975)
FCC Gasoline		-0.03	-1,900	\$ 487.68	\$ (927)
Reformate		-0.03	-1,700	\$ 487.68	\$ (829)
Diesel auto components & hydrotreated Kero		-0.02	-1,300	\$ 476.97	\$ (620)
Unfinished Type II (75%)		-0.05	-2,500	\$ 476.14	\$ (1,190)
Hydrotreated Vacuum Distillate		-0.05	-2,500	\$ 476.14	\$ (1,190)
TOTAL LOSS		2.28	125,267		
LOSS		2.28	125,267		
Loss		2.28	125,267		
Coke/Catalyst		1.05	57,855		
Hydrogen purge gas		0.43	23,536		
Technological Loss		0.80	43,875		
GROSS REFINERY P/L					\$ 344,493
GROSS REFINERY MARGIN					\$ 62.70
GROSS REFINERY P/L,excluding fuel gas					\$ 294,327
GROSS REFINERY MARGIN					\$ 53.57
Gasoline & Diesel			3,789,595		
Export			1,457,395		
Intern			2,332,200		

Gasoline intern	334,453
Diesel with biocomponent	1,701,908
Diesel intern without biocomponent	295,839

white products. %

86.49

THE BOARD OF DIRECTORS:

Chairman
Saduokhas Meraliyev

DocuSigned by:
Saduokhas Meraliyev
6E619FA422D54FF...

Member
Alexey Golovin

DocuSigned by:
Alexey Golovin
8B1EC6E050874EF...

Member
Yedil Utekov

DocuSigned by:
Yedil Utekov
2D8DB454E0ED4A0...

Member
Nicolae Bogdan Codruț Stănescu

DocuSigned by:
Nicolae Bogdan Codruț Stănescu
889201E6A5B34F8...

Member
Mihai-Liviu Mihalache

DocuSigned by:
Mihai-Liviu Mihalache
2D286281F7A943E...

General Manager
Felix Crudu-Tesloveanu

Financial Manager
Mircea-Ștefan Stănescu

Deputy General Manager and Operations Director
Kuanysh Dosmuratov

Production & Planning Optimization Director
Raluca Lainer

Operations Director
Nicolae Niță

Refinery Production Manager
Andrei Parvulescu



rompetrol

KazMunayGas
Group
Member

ROMPETROL RAFINARE S.A.
Bulevardul Navodari, nr. 215,
Pavilion Administrativ,
Navodari, Judetul Constanta,
ROMANIA

phone: + (40) 241 50 60 00
+ (40) 241 50 61 50
fax: + (40) 241 50 69 30
office.rafinare@rompetrol.com
www.rompetrol-rafinare.ro
www.rompetrol.com

Production Plan 2020

Rompetrol Rafinare

Vega Refinery

The main assumptions for production plan and sales plan 2020

1. Feedstock

Vega refinery will process raw material from Petromidia Refinery. The total feedstock for 2020 will be **400,013** tonnes in the following structure:

- C5-C6 cut – 57,895 tonnes
- raffinate – 186,713 tonnes
- hydrotreated kerosene – 6,566 tonnes
- slurry – 1,070 tonnes
- fuel oil – 147,700 tonnes
- polymer for bitumen – 54 tonnes
- dyeguard blue – 15 tonnes

2. Structure of products

FINITE PRODUCTS	domestic	export	TOTAL
	mt/year	mt/year	mt/year
Ecological solvents	550	44,502	45,052
n-Hexane	2,611	75,671	78,282
Naphtha gasoline	47,049	71,760	118,809
White spirit	3,277	1,378	4,655
Heating oils	8,370	-	8,370
Fuel oil	24,305	-	24,305
Bitumen	115,938	1,000	116,938
TOTAL	202,100	194,311	396,411

Vega refinery is the only east European producer of N-hexane, used in polypropylene production and extraction of vegetable oils in food industry.

Vega refinery is also the only romanian producer of Ecological Solvents – Rompetrol SE, products with lower sulphur and aromatics content and lower toxicity level.



rompetrol

KazMunayGas
Group
Member

ROMPETROL RAFINARE S.A.
Bulevardul Navodari, nr. 215,
Pavilion Administrativ,
Navodari, Judetul Constanta,
ROMANIA

phone: + (40) 241 50 60 00
+ (40) 241 50 61 50
fax: + (40) 241 50 69 30
office.rafinare@rompetrol.com
www.rompetrol-rafinare.ro
www.rompetrol.com

Total volume of petroleum products estimated to be delivered in 2020 is 404,678 tonnes, out of which:

- 50.55% domestic market;
- 49.45% export market.

On the export market the products are sold in India, Turkey, Ukraine, Moldova, Serbia, Hungary, Uzbekistan, Hungary, Germany, Italy, Bulgaria, Poland, Slovakia and Austria.

3. Products Specifications

The finished products for Vega Refinery are produced according to Quality Specific Standards that are in use at the moment and comply with the internal and international standards for these products.

The table below shows a summary of 2020 VEGA-production plan:

Raw materials	400,013
Crude oil	-
Other feedstock	400,013
Finite products	396,411
Ecological solvents	45,052
n-Hexane	78,282
Naphtha gasoline	118,809
White spirit	4,655
Gasoil	3,245
Light liquid fuel	5,125
Fuel oil	24,305
Bitumen	116,938
Consumption	3,602

4. Operational results

- Gross Refinery P/L: 47.000 k\$
- Gross Refinery Margin P/L: 117,5 \$/mt

Operations Director

Nicolae Nitu

Vega Production Manager

Razvan Cristea

Production and Planning Optimization Director

Raluca Lainer

VEGA REFINERY







Plan January-December 2020		1,108 t/day		
No. of days		TOTAL 2020		
	Efficiency %	Qty (,000 mt)	Price USD/mt	Value (,000 USD)
RAW MATERIALS:	100.00	400.013	360.37	\$ 144,150.86
CRUDE OIL	0.00	0.000		0.00
OTHER RAW MATERIALS :	100.00	400.013	360.37	\$ 144,150.86
Gasoline	61.15	244.607	425.15	\$ 103,994.557
C5-C6 Cut	14.47	57.895	421.52	\$ 24,404.097
Raffinate type IV	46.68	186.713	426.27	\$ 79,590.460
Petroleum	1.64	6.566	591.75	\$ 3,885.582
JET MIDIA	1.64	6.566	591.75	\$ 3,885.582
Gas oil	0.27	1.070	249.21	\$ 266.652
Slurry	0.27	1.070	249.21	\$ 266.652
Fuel Oil	36.93	147.715	242.60	\$ 35,835.165
Dyeguard Blue	0.00	0.015	4,406.60	\$ 64.949
Fuel Oil -Midia	36.92	147.700	242.18	\$ 35,770.216
Pollmer SBS	0.01	0.055	3,082.20	\$ 168.905
Other raw materials	0.00	0.000		-
FINITE PRODUCTS :	99.10	396.417	482.20	191,150.915
GASOLINE :	60.53	242.143	524.56	\$ 127,017.73
Rompetrol SE	11.26	45.052	513.67	\$ 23,142.02
Rompetrol SE 30/60	9.75	39.002	511.43	\$ 19,946.92
export	9.75	39.002	511.43	\$ 19,946.92
intern	0.00	0.000		-
Rompetrol SE 65/80	0.19	0.775	617.07	\$ 478.23
export	0.12	0.500	581.45	\$ 290.73
intern	0.07	0.275	681.85	\$ 187.51
Rompetrol SE 35/80				
Rompetrol SE 75/115	0.19	0.775	617.07	\$ 478.23
export	0.12	0.500	581.45	\$ 290.73
intern	0.07	0.275	681.85	\$ 187.51
Naphtha gasoline	29.70	118.809	454.54	\$ 54,003.76
Light Naphtha type II - export	17.66	70.660	459.34	\$ 32,457.23
Benzina Naphtha - transfer Midia	11.76	47.049	446.58	\$ 21,011.00
Naphtha gasoline- export	0.27	1.100	486.85	\$ 535.53
n-Hexan	19.57	78.282	637.08	\$ 49,871.95
export	18.92	75.671	636.60	\$ 48,172.34
intern	0.07	0.275	731.85	\$ 201.26
Petrochemicals	0.58	2.336	641.42	\$ 1,498.35
WHITE SPIRIT	0.69	2.753	766.75	\$ 2,110.53
Refined white spirit	0.69	2.753	766.75	\$ 2,110.53
export	0.34	1.378	766.79	\$ 1,056.32
intern	0.34	1.375	766.70	\$ 1,054.21
White spirit	0.00	0.000		-
PETROLEUM	0.48	1.902	606.41	\$ 1,153.53
Liquid fuel for non-industrial use type	0.40	1.603	590.34	\$ 946.13
Liquid fuel for non-industrial use type	0.07	0.300	692.38	\$ 207.40
GASOIL	0.81	3.245	611.67	\$ 1,984.86
Rompetrol Calor Extra 1	0.81	3.245	611.67	\$ 1,984.86
intern	0.81	3.245	611.67	\$ 1,984.86
LIGHT LIQUID FUEL	1.28	5.125	439.87	\$ 2,254.33
Light liquid fuel type 3	0.26	1.030	504.76	\$ 519.88
intern	0.26	1.030	504.76	\$ 519.88
Rompetrol Calor Economic 3	1.02	4.095	423.55	\$ 1,734.45
FUEL OIL	6.08	24.305	352.38	\$ 8,564.40
Fuel Oil	6.08	24.305	352.38	\$ 8,564.40
Fuel Oil 40-45 intern	1.58	6.305	371.59	\$ 2,342.72
Fuel Oil 40-45 PEM	4.50	18.000	345.65	\$ 6,221.68
Fuel Oil 40-45 -export				
BITUMEN	29.23	116.938	411.03	\$ 48,065.55
Road Bitumen	28.98	115.938	410.00	\$ 47,538.30
Bitumen type D 50/70 export	0.25	1.000	355.58	\$ 355.58
Bitumen type D 50/70	24.82	99.288	410.42	\$ 40,749.68
Bitumen type D 70/100	2.40	9.600	411.10	\$ 3,946.52
Bitumen type D 160/220	1.51	6.050	410.50	\$ 2,483.52
Modified Bitumen	0.25	1.000	530.25	\$ 530.25
Road bitumen type EUROBITUM	0.25	1.000	530.25	\$ 530.25
OTHER PRODUCTS	0.00	0.000	-	0.00
UNFINISHED PRODUCTS	0.00	0.000	-	0.00
TOTAL CONSUMPTION :	0.90	3.602	0.00	0.00
CONSUMPTION	0.90	3.602	0.00	0.00
Consumption	0.90	3.602		0.00
Technological consumption	0.90	3.602		0.00
Fuel oil for combustion	0.00	0.000		0.00
GROSS REFINERY P/L				47,000.1
GROSS REFINERY MARGIN				117.5

PRODUCTION

FINITE PRODUCTS	domestic	export	TOTAL
	,000 mt/year	,000 mt/year	,000 mt/year
Ecological solvents	0.550	44.502	45.052
n-Hexane	2.611	75.671	78.282
Naphtha gasoline	47.049	71.760	118.809
White spirit	3.277	1.378	4.655
Heating oil	8.370	-	8.370
Fuel oil	24.305	-	24.305
Bitumen	115.938	1.000	116.938
TOTAL	202.100	194.311	396.411

Raw materials	400.013
Crude oil	-
Other feedstock	400.013
Finite products	396.411
Ecological solvents	45.052
n-Hexane	78.282
Naphtha gasoline	118.809
White spirit	4.655
Gasoil	3.245
Light liquid fuel	5.125
Fuel oil	24.305
Bitumen	116.938
Consumption	3.602

THE BOARD OF DIRECTORS:

DocuSigned by:
 Chairman Saduokhas Meraliyev  r oveanu
 Member and General Alexey Golovin  er Stănescu
 Member Yedil Utekov  al Manager and Operations Director uratov
 Member Nicolae Bogdan Codrut Stănescu  Production and Planning Optimization Director
 Member Mihai-Liviu Mihalache  Vega Production Manager Razvan Cristea

 DocuSigned by:
 2D286281F7A943E...



rompetrol

KazMunayGas
Group
Member

ROMPETROL RAFINARE S.A.
Bulevardul Navodari, nr. 215,
Pavilion Administrativ,
Navodari, Judetul Constanta,
ROMANIA

phone: + (40) 241 50 60 00
+ (40) 241 50 61 50
fax: + (40) 241 50 69 30
office.rafinare@rompetrol.com
www.rompetrol-rafinare.ro
www.rompetrol.com

2020 Plan for Production activity Rompetrol Refinery

PETROCHEMICALS AREA

The main assumptions for production plan and sales plan 2020

Production Plan for PETROCHEMICALS AREA – 2020

POLYMERS PRODUCTION: 151,133 mt, out of which:

- PP : 82,283 mt,
- LDPE : 68,850 mt,

PROPYLENE TYPE P PRODUCTION: 17,197 mt

Feedstock

Raw materials planned to be processed in 2020 (mt/year):

- Propane-propylene mixture : 127,298 mt from FCC
- Ethylene : 70,434 mt

1. Commercial Assumptions

2.1 Prices

2.1.1 Raw materials prices:

- Propane-propylene mixture 676 \$/mt;
- Ethylene 731 \$/mt

2.1.2 Products

- PP 1,120 \$/mt (crack 444 \$/mt)
- LDPE 970 \$/mt (crack 239 \$/mt)
- Propylene type P 714 \$/mt

2.1.3 Utilities costs are estimated to be **196.7 \$/ product mt**, meaning **29.724 mil \$**.

2.2 Sales (mt/year)

Polymers Sale	tone/year				
	166,233	Domestic		Export	
PP	82,283	43,756	53%	38,527	47%
LDPE	68,850	30,983	45%	37,868	55%
Propylene type P sale	15,100	15,100	100%		



rompetrol

KazMunayGas
Group
Member

ROMPETROL RAFINARE S.A.
Bulevardul Navodari, nr. 215,
Pavilion Administrativ,
Navodari, Judetul Constanta,
ROMANIA

phone: + (40) 241 50 60 00
+ (40) 241 50 61 50
fax: + (40) 241 50 69 30
office.rafinare@rompetrol.com
www.rompetrol-rafinare.ro
www.rompetrol.com

The table below shows a summary of 2020 PETROCHEMICAL AREA-production plan:

tone/year

Total Feedstock	197,731
Propane-propylene mixture	127,298
Ethylene	70,434
Polymers production	151,133
PP	82,283
LDPE	68,850
Propylene type P production	17,197

Petrochemical Production Manager

Traian Stanica

Production & Planning Optimization Director

Raluca Lainei

PETROCHIMIE

Plan productie_2020

tone/an

Materii prime	197731
Amestec propan propilena	127298
Etilena	70434
Productie polimeri	151133
PP	82283
LDPE	68850
Productie propilena tip P	17197

tone/an

Vanzari polimeri	166233	Intern		Export	
PP	82283	43756	53%	38527	47%
LDPE	68850	30983	45%	37868	55%
Vanzare Propilena tip P	15100	15100	100%		

CONSILIUL DE ADMINISTRAȚIE:

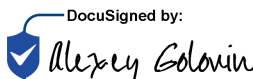
Președinte

Saduokhas Meraliyev


DocuSigned by:

6E619FA422D54FF...

Alexey Golovin

DocuSigned by:

8B1EC6E050874EF...

Yedil Utekov


DocuSigned by:

2D8DB454E0ED4A0...

Nicolae Bogdan Codruț Stănescu

DocuSigned by:

889201E6A5B34F8...

Mihai-Liviu Mihalache

DocuSigned by:

2D286281F7A943E...

Director General

Felix Crudu-Tesloveanu




Director Economic

Mircea Stefan Stanescu



Director General Adjunct și Operațiuni

Kuanysh Dosmuratov



Director Planificarea și Optimizarea Productiei

Raluca Lainer

Director Operațiuni

Nicolae Mitu

Manager Productie Petrochimie

Traian Stanica