

Rompetrol Rafinare SA

Financial ratios as at 31 March 2023

13A appendix from ASF Regulation no. 5/2018


Indicator	Result	Calculation method
1. Current ratio	0.52	Current assets/Current liabilities
2. Gearing ratio	0.00%	Borrowed capital/Equity x 100
3. Receivables turnover ratio	29.79	Average balance for receivables/Turnover x 90
4. Non-current assets turnover ratio ¹	2.38	Turnover/Non-current assets

**Note: Economic and financial indicators were computed based on unaudited financial statements.*

*¹ Non-current assets turnover ratio is calculated based on annualized turnover for the period January-March 2023 *(360/90) days.*


CHAIRMAN OF THE BOARD OF DIRECTORS,

Batyrzhan Tergeussizov

DocuSigned by:

F431A97D83F646E...

GENERAL MANAGER,

Felix Crudu-Tesloveanu

DocuSigned by:

8C456324FA134C6...

FINANCIAL MANAGER,


Galateanu Ramona Georgiana

DocuSigned by:

13328E857004454...

PREPARED BY (Chief Accountant),

Anton Alexandru Cornel

DocuSigned by:

BB329880337E4FA...